



MAGIC-FLIGHT
MUAD-DIB
FLIGHT GUIDE





INTRODUCTION

Welcome to the Muad-Dib Flight Guide. This book has been designed to lead you through a successful first session. The Guide is intended to encourage creative exploration and will empower you to become an expert with your Muad-Dib.boner

ANATOMY



MATERIALS

Monocle: Optical Quality Glass mounted in Brass

Whip: FDA Grade Peroxide-Cured Silicon Tubing // Brass Tip


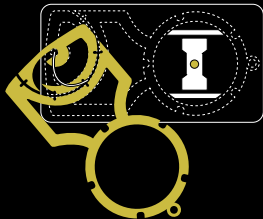
Screen: Surgical Grade Steel**

Our black “Noir” Muad-Dib’s are made from Maple wood that has been coated in naturally sourced India Ink.

** Titanium Screen is currently in development and coming soon

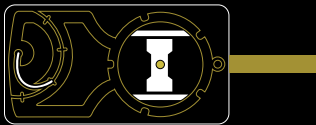
QUICK START GUIDE

- DO NOT overfill the screen
- DO handle the screens gently
- Always perform a burn-off after each use
- Always remove and cap the battery between uses
- Beware-- dogs enjoy Muad-Dib's as chew toys
- Always practice choosing on the basis of love.

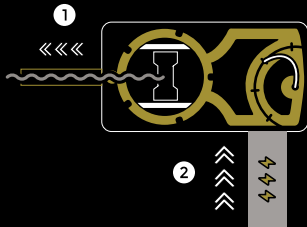


Slide the MONOCLE to the side. Gently load the amount of material shown above onto the center of the screen.

QUICK START GUIDE



Slide the MONOCLE to the closed position and insert a DRAW WHIP into the DRAW HOLE.



Insert a fully charged AA Glyph Battery into the BATTERY HOLE. Begin to inhale, and then press the battery. Continue drawing at a fast rate-- engaging the battery until your draw is complete. All vapor should be captured in one breath.
DO NOT PAUSE

BATTERY SAFETY

- Always remove (AND CAP) the battery from the Muad-Dib when not actively vaporizing
- Insert positive (male) end of battery first
- Keep positive (male) end batteries covered with provided black caps when not in use
- Do not use battery if it is too hot to touch. Remove battery from Muad-Dib and let cool
- Do not use the Glyph Batteries with any other unapproved electronic devices or appliances

- Improper storage, prolonged use, or contact with other batteries or metal can lead to overheating and damage to the battery, reducing its life dramatically
- Charge batteries when you go to sleep at night and then remove/cap them in the morning
- The Muad-Dib will only work with NiMH batteries, 2000 mAh or higher
- If using 3rd party batteries, the battery wrapper and any adhesive must be removed completely

LOAD & DRAW

The Muad-Dib will work best for herbal concentrates that melt down to a liquid. These types of concentrates fully vaporize and leave no plant matter residue behind on the screen. Only load the recommended amount. Overloading the screen leads to a waste of your concentrate.

The included screen is not meant for heavy scraping. If your material is sticky, engage the battery before use to warm the screen prior to loading your material. Doing so will allow your concentrate to slide on and absorb optimally into the screen before vaporization.

Begin to draw before engaging the battery and continue to draw until there is no more visible vapor. The inability to capture all of the vapor that is formed in one breath is a sure sign that you have overloaded your screen.

While we recommend only using herbal concentrates that melt down to a liquid, other types of concentrates can also be used. This can sometimes leave small amounts of ash in the screen which can be gently swept clean with the provided brush.

BURN-OFF

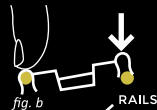
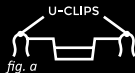
After each use, it's important to BURN-OFF any excess concentrate in order to achieve and maintain optimum taste. Only vaporize the recommended dose--one hit at a time-- in order to avoid wasting your concentrate.

After each hit, perform a burn-off. If done routinely, the burn-off should only take a few seconds.

REPLACING SCREENS

SCREENS ARE FRAGILE-- BE CAREFUL

- 1 Remove old screen and clean all residue from the rails
- 2 Prepare your new screen by making sure the U-CLIPS are facing straight down (see fig. a)
- 3 Align each clip with the rails and press each clip onto the rail with your finger (see fig. b)
- 4 Make sure the clips are fully seated on the rails (see fig c.)



CLEANING

MUAD-DIB

Perform burn-off. Once the screen has cooled down, remove the screen.

Dip a Q-Tip in Isopropyl Alcohol (ISO) and gently wipe the rails clean. Then wipe down the inside of the brass bowl. If there's residue on the MONOCLE, you can use a bit of ISO on it as well.

Build-up on the rails can impede heating. The best way to avoid building residue on your rails is to make sure that you always load the proper amount (DON'T OVERLOAD).

WHIP

Soak in hot water for about 5 minutes to loosen buildup inside of the whip.

Hold securely from brass end and squeeze residue out of the open end like toothpaste. Apply continuous pressure as you work your fingers along the length of the whip.

Dry whip thoroughly and reinsert stem.

Achieve liftoff.

DIAGNOSTICS

When discharged the batteries generally take between 2-4 hours to fully charge. In addition, batteries have a limited lifetime and need to be occasionally replaced. Additional batteries may be purchased through mflb.it/store. If purchasing non-Glyph Batteries, then make sure to order 2200 mAh NiMH AA-Batteries.

Also, be advised that even with routine burn-offs your screens will occasionally need to be replaced. More can be ordered at mflb.it/store.

For warranty service, fill out our online form at mflb.it/contact. You will be asked to provide your name, address, and phone number. In addition, we will need your serial number and photos/descriptions of the issue.

TROUBLESHOOTING

The MONOCLE can be closed during use, or you can leave it open and engage the battery as you're loading your hit to use it like a traditional rig.

Material that doesn't melt all the way down can be used, though you run the risk of combustion rather than vaporization.

Rinse your whip before first use.

ABOUT MAGIC-FLIGHT

Magic-Flight began in 2009 with the introduction of the Launch Box— the world's first handmade, portable wooden vaporizer— and with the hope that through our product people would literally be able to breathe easier in their lives because of what we do in ours.

Our products are the result of our conviction that it is possible to make things that are at once beautiful, useful, and sustainable.

The Maud-Dib Concentrate Box is handmade in San Diego, California by talented artisans-- who practice choosing love each day. At Magic-Flight, we use our founding philosophies as tools for skillfully navigating our day to day communications with each other and the world at large.

CONNECT WITH US

We're eager to hear your story. Stay connected by visiting us on:



blog.magic-flight.com



[youtube.com/
magicflightvaporizer](https://youtube.com/magicflightvaporizer)



[@magic-flight](https://www.instagram.com/magic-flight)



[facebook.com/
magicflight](https://facebook.com/magicflight)



[@magic-flight](https://www.twitter.com/magic-flight)



mflb.tumblr.com



ORBITER

COOL YOUR VAPOR TO PERFECTION

Includes 2 Whips that connect to both the Launch Box and Muad-Dib

Featuring a shower head style diffusion through water

At only 4.25" tall, the Orbiter is minimal in footprint but mighty in performance

POWER ADAPTER 2.0

YOUR SOURCE FOR INFINITE POWER

Variable voltage enables you with better control over the temperature

Use a COOLER temperature for dry herbal materials

Use a WARMER temperature for concentrates



HANDMADE WITH LOVE IN CALIFORNIA

